



## FLAGSHIP

(OPEN: AM9:00 ~ PM6:00)

eco@kyoto-option.com

+81-75-691-0794

58, Higashikujo-Muromachi,  
Minami-ku, Kyoto-shi



## KYOTO TOWER

(OPEN: AM9:00 ~ PM6:00)

tower@kyoto-option.com

+81-75-354-5468

522, Shiokoji-cho,  
Shimogyo-ku, Kyoto-shi



## SHIJO KARASUMA

(OPEN: AM9:00 ~ PM6:00)

shijo@kyoto-option.com

+81-75-746-7942

466, Kannondo-cho,  
Nakagyo-ku, Kyoto-shi



## DELIVERY

(OPEN: AM8:30 ~ PM6:00)

delivery@kyoto-option.com

+81-90-8576-0794

※We're sorry, we can't answer  
the phone while driving.



Bicycle No.

### Your return date and time

Date

Time

- ☐ Please let us know in advance  
if you will be late.  
We charge you 400 yen extra  
when you return between 6:01pm and 10:00pm.
- ☐ You can't extend the time afterwards.  
Please come back by 6:00pm.

### If you were in trouble...

#### If you had an accident

Step1. First aid.

Step2. Call the ambulance if you need. [119]

Step3. Call the police. [110]

Step4. Contact us.

※ DO NOT settle, CALL the police.

#### If your bicycle were damaged or stolen

Contact us first.

You can ride

You cannot ride

We will claim  
the expense  
when you return.

We will be there  
as soon as possible.

#### If you had a flat tire

Contact us first.

It takes long time  
to bring a replacement

We can bring  
a replacement soon

Please bring the bicycle  
to a bicycle shop  
and get repaired.

We will compensate you  
up to 1,000 yen for fixing  
the bicycle, so don't forget  
to get the receipt.

We can bring you  
a replacement.

#### If your bicycle were removed

Contact us first.

Get the bicycle by yourself  
  
Go get the bicycle to the  
storage center written on  
the paper.

It costs 2,300 yen for  
removal and strage.

Ask us to pick it up

Please come to our  
shop and pay the  
penalty.

Storage fee 2,300 yen  
Pick up fee 700 yen

# ENJOY CYCLING in KYOTO



# KYOTO CYCLING MAP

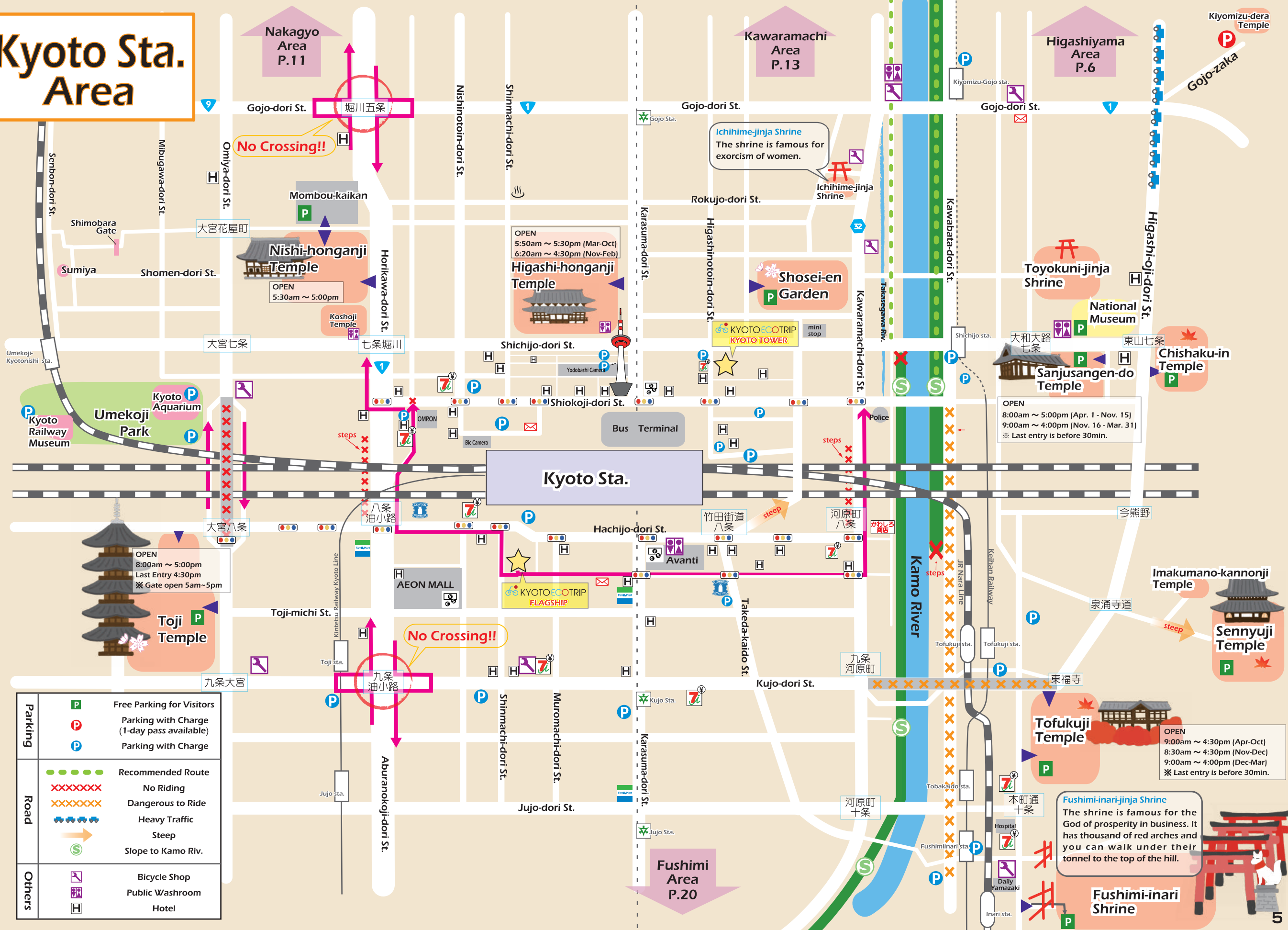


Sanjusangen-do Temple	8:00am~5:00pm (Last Entry 4:30pm)	[Apr. 1 - Nov. 15]
Toji Temple	9:00am~4:00pm (Last Entry 3:30pm)	[Nov. 16 - Mar. 31]
Nishi-Honganji Temple	5:30am~5:00pm	* Gate open 5am~
Higashi-Honganji Temple	5:50am~5:30pm	[Mar. - Oct.]
Tofukuji Temple	6:20am~4:30pm	[Nov. - Feb.]
Kiyomizu-dera Temple	9:00am~4:30pm (Last Entry 4:00pm)	[Apr. - Oct.]
Ginkaku-ji Temple	8:30am~5:00pm	[Nov. - Dec.]
Kinkaku-ji Temple	9:00am~4:00pm (Last Entry 3:30pm)	[Dec. - Mar.]
Nijo-jo Castle	6:00am~6:00pm	[Sep. - Jun.]
Ryoanji Temple	6:00am~6:30pm	[Jul. - Aug.]
Ninnaji Temple	8:00am~5:00pm (Last Entry 4:00pm)	[Mar. - Nov.]
Tenryuji Temple	8:30am~4:30pm	[Dec. - Feb.]
	9:00am~4:30pm (Last Entry 4:00pm)	[Mar. - Nov.]
	8:30am~5:30pm	[Dec. - Feb.]
	8:30am~5:00pm	[Mar. 21 - Oct. 20]
		[Oct. 21 - Mar. 20]

※Entry hour is subject to variation.



# Kyoto Sta. Area



# Higashiyama Area

Parking		Free Parking for Visitors
		Parking with Charge (1-day pass available)
		Parking with Charge
Road		Recommended Route
		No Riding
		Dangerous to Ride
		Heavy Traffic
Others		Steep
		Slope to Kamo Riv.
		Bicycle Shop
		Public Washroom
		Hotel



In Higashiyama area (Yellow area), most of the temples and shrines don't have their own bicycle parking. **Please park your bicycles at the parking near Kiyomizu-dera Temple.**

OPEN  
6:00am ~ 6:00pm (Sep - Jun)  
6:00am ~ 6:30pm (Jul - Aug)



# Sakyo Area



Parking	<p> Free Parking for Visitors</p> <p> Parking with Charge (1-day pass available)</p> <p> Parking with Charge</p>
Road	<p> Recommended Route</p> <p> No Riding</p> <p> Dangerous to Ride</p> <p> Heavy Traffic</p> <p> Steep</p> <p> Slope to Kamo Riv.</p>
Others	<p> Bicycle Shop</p> <p> Public Washroom</p> <p> Hotel</p>

Kitaku Area P.17

Nakagyo Area P.15

Higashiyama Area P.6



Shimogamojinja Shrine



Chion-ji Temple

Kyoto Univ.

Ginkaku-ji Temple (Silver Pavilion)

OPEN  
8:30am ~ 5:00pm (Mar - Nov)  
9:00am ~ 4:30pm (Dec - Feb)

Kyoto Imperial Palace

Yoshida-jinja Shrine

Shinnyo-do Temple

Konkai-komyoji Temple

Honen-in Temple

Philosopher's Road

Nyakuoji-jinja Shrine

Heian-jingu Shrine

Eikan-do

Nanzenji Temple

Keage Incline

Sanjo-dori St.

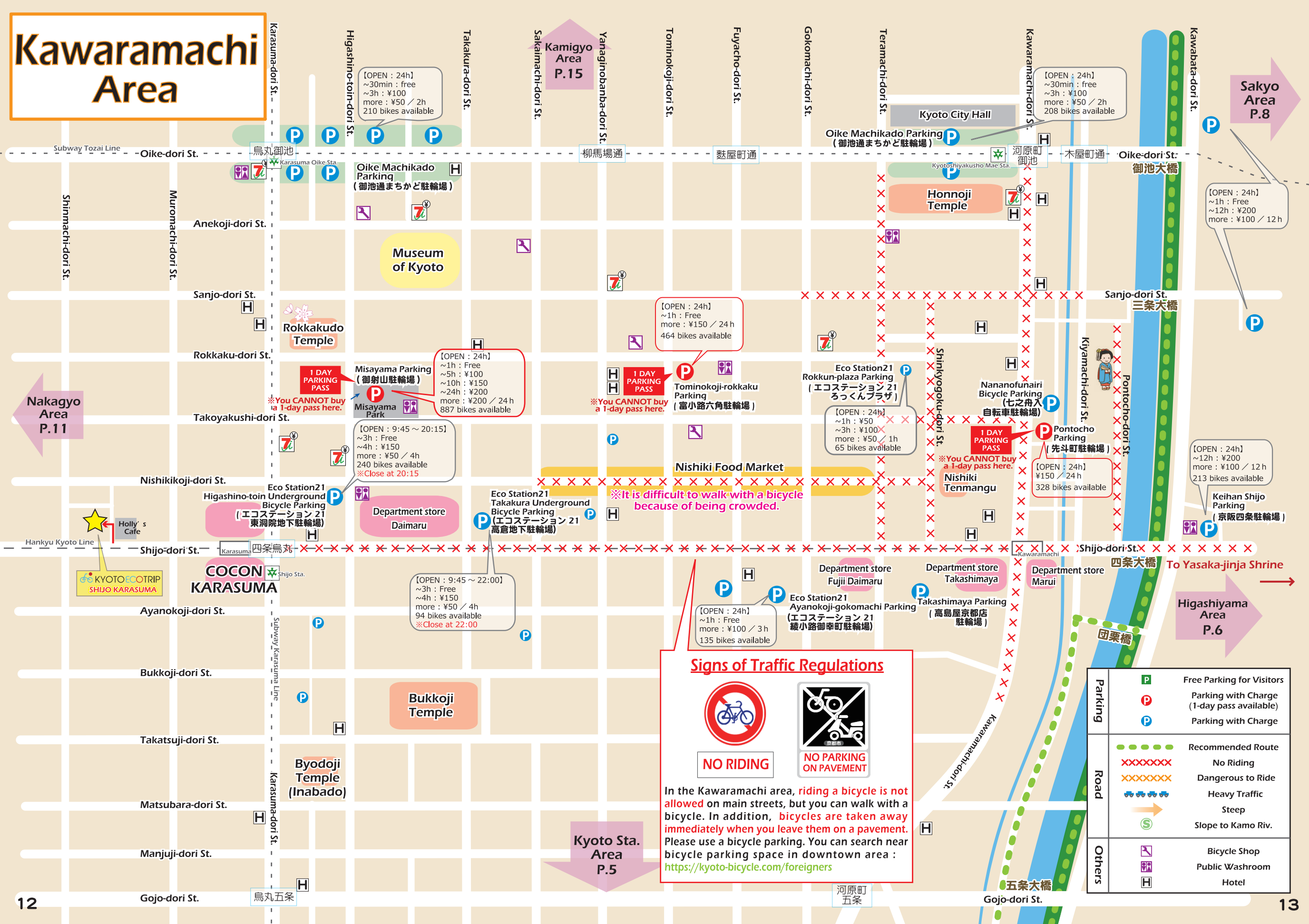
To Kiyomizu-dera Temple

# Nakagyo Area





# Kawaramachi Area



### Signs of Traffic Regulations

In the Kawaramachi area, riding a bicycle is not allowed on main streets, but you can walk with a bicycle. In addition, bicycles are taken away immediately when you leave them on a pavement. Please use a bicycle parking. You can search near bicycle parking space in downtown area : <https://kyoto-bicycle.com/foreigners>

Parking		Free Parking for Visitors
		Parking with Charge (1-day pass available)
		Parking with Charge
Road		Recommended Route
		No Riding
		Dangerous to Ride
		Heavy Traffic
		Steep
Others		Slope to Kamo Riv.
		Bicycle Shop
		Public Washroom
		Hotel

# Kamigyo Area

Parking	<p> Free Parking for Visitors</p> <p> Parking with Charge (1-day pass available)</p> <p> Parking with Charge</p>
Road	<p> Recommended Route</p> <p> No Riding</p> <p> Dangerous to Ride</p> <p> Heavy Traffic</p> <p> Steep</p> <p> Slope to Kamo Riv.</p>
Others	<p> Bicycle Shop</p> <p> Public Washroom</p> <p> Hotel</p>

**Seimei-jinja Shrine**  
The shrine is dedicated to the onmyodo, which is a Japanese esoteric cosmology.

**Sarugatsuji**  
At the north-east corner of Imperial Palace, there is a monkey to prevent demons from entering the city. The monkey, however, is put in a wire netting not to play a prank on people.

**Nashinoki-jinja Shrine**  
The shrine is famous for bushclovers. Delicious spring water comes out from the well, whose name is "Somei no Ido."

**Nijo-jo Castle**  
OPEN  
8:45am ~ 5:00pm (Oct - Jun)  
8:00am ~ 6:00pm (Jul - Aug)  
8:00am ~ 5:00pm (Sep)  
※ Last entry is before 1h.

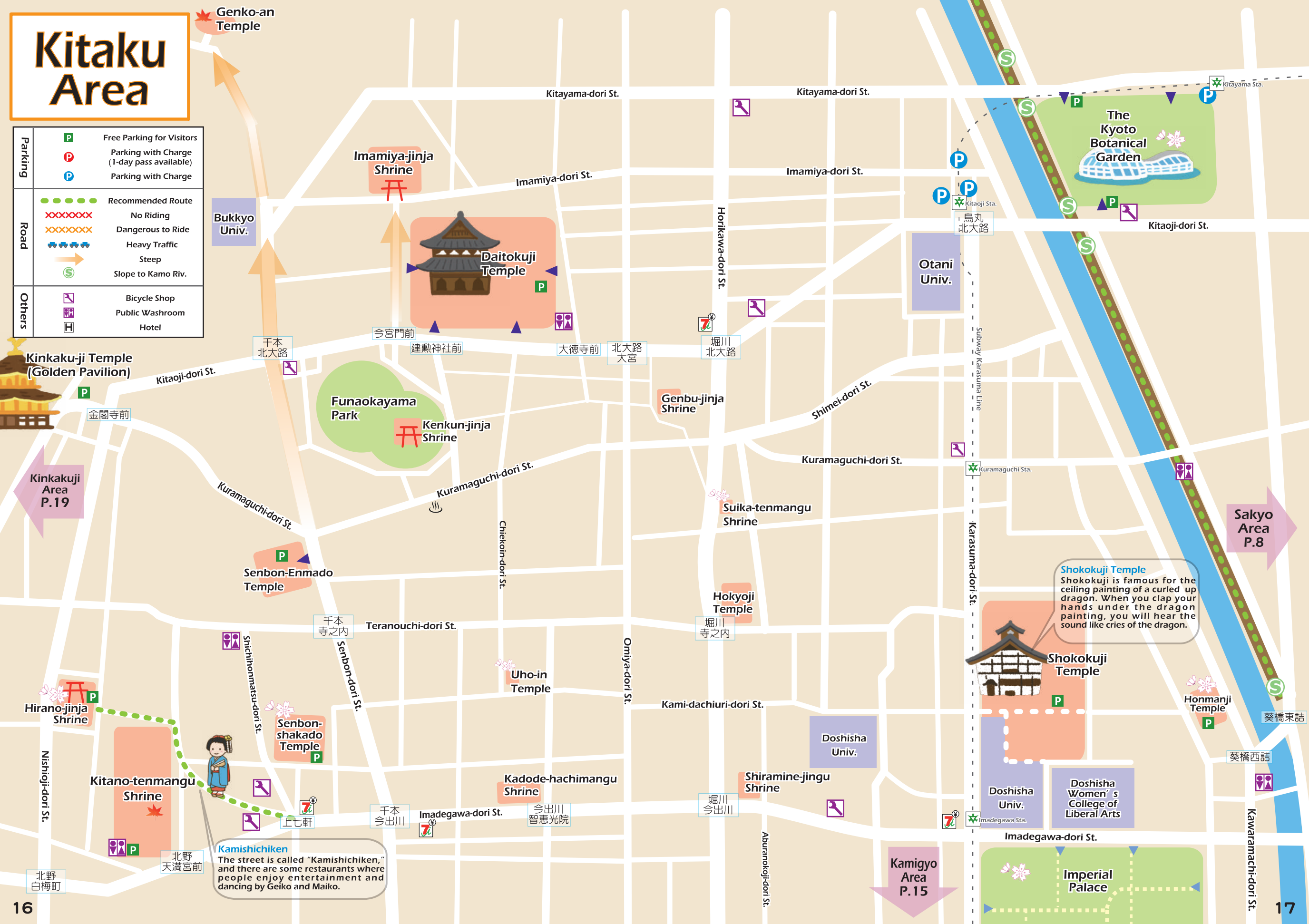
Open 8:15-16:00  
~ 2h ¥200  
2h ~ ¥100 / 1h  
83 bikes available  
※ Close at 18:00

**1 DAY PARKING PASS**  
¥200  
※ You can buy a 1-day pass here.



# Kitaku Area

Parking		Free Parking for Visitors
		Parking with Charge (1-day pass available)
		Parking with Charge
Road		Recommended Route
		No Riding
		Dangerous to Ride
		Heavy Traffic
		Steep
Others		Slope to Kamo Riv.
		Bicycle Shop
		Public Washroom
		Hotel



**Kamishichiken**  
The street is called "Kamishichiken," and there are some restaurants where people enjoy entertainment and dancing by Geiko and Maiko.

**Shokokuji Temple**  
Shokokuji is famous for the ceiling painting of a curled up dragon. When you clap your hands under the dragon painting, you will hear the sound like cries of the dragon.

# Arashiyama Area



# Kinkakuji Area





# Fushimi Area

Parking		Free Parking for Visitors
		Parking with Charge (1-day pass available)
		Parking with Charge
Road		Recommended Route
		No Riding
		Dangerous to Ride
		Heavy Traffic
		Steep
Others		Slope to Kamo Riv.
		Bicycle Shop
		Public Washroom
		Hotel


**Okura Memorial Museum**  
The museum tells us about Gekkeikan, one of famous Japanese sake brand. There is a sake brewery next to the museum, and at the brewery, you can see and learn how to make sake. People who joined the tour can taste some Japanese sake for free.

**Gokonomiya-jinja Shrine**  
This shrine is famous for an easy delivery and a exquisite spring water. Legend has it that the aromatic water sprang out and cured people's ills.


**Otesuji Shopping Street**  
\*Walk through the street.

## RULES FOR CYCLING IN JAPAN

Keep the rules to enjoy cycling in Kyoto!!



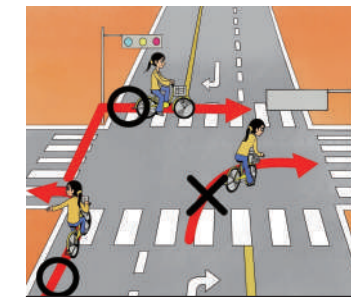
Bike on the road.



Keep left.



You may go on a sidewalk only with this sign.



Require Two-stage right turns.



Stop at the street intersection.




Don't use headphones.



Don't ride after drinking alcohol.



Don't ride alongside nor double on a bicycle.



Follow the traffic lights.






Don't talk on the mobile.



Don't use an umbrella.



## Please be sure to use particular bicycle parking lot

	Free Bicycle Parking for Visitors	Free parkings for facilities such as temples and shrines. ※ Most of the temples and shrines provide parking spaces. ※ When you go to other place, you have to take your bicycle with you.
	Bicycle Parking with charge (1-day pass available)	If you buy 1-day pass once (200 yen per bicycle), you can use other city parkings for free by showing the pass. You can buy at <Kiyomizu, Okazaki park, Ginkakuji, Nijo-jo, Arashiyama>. You cannot buy at <Misayama, Tominokoji-rokkaku, Pontocho>.
	Bicycle Parking with charge	※The rates and opening hours are different from place to place. ※You can park for free at some parkings for a limited time.

You can search for a bicycle parking lot on this website.



City of Kyoto Bicycle Site  
<https://kyoto-bicycle.com/parking>



## × DO NOT PARK ON A SIDEWALK

\* It is forbidden to park bicycles on a sidewalk in Kyoto. Bicycles on a sidewalk are removed, and you have to pay a penalty of 2300 JPY. When you visit temples and shrines, please park bicycles at particular bicycle parking space.



REMOVED



## × DO NOT PARK AT PRIVATE AREA

\* Do not park bicycles at PRIVATE parking space, such as parking of an apartment and a convenience store, and car parking. If worst comes worst, you have to pay a fine for compensation. We don't take responsibility for any damage and loss.

Convenience store

\*Temporary parking for shopping is an exception.



Apartment



Car Parking



## How to use the 1-day parking pass



Kiyomizuzaka

Do you have a 1-day pass?

NO

YES

Park correctly.

Enjoy Kiyomizudera Temple



Pay 200 yen with the adjustment machine and issue a receipt.



Check out your bicycle.

Go to the parking lot office.

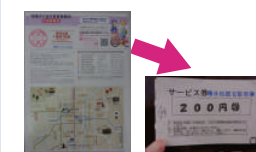


Exchange the receipt to a 1-day pass at the parking lot office.

Park correctly.

Enjoy Kiyomizudera Temple

Go to the parking lot office.



Show your 1-day pass and get a service ticket.



Insert the service ticket to the adjustment machine.



Nijo-jo Castle

Do you have a 1-day pass?

NO

YES

Park correctly.



Issue usage certificate at the adjustment machine.  
※Don't pay the parking fee yet.

Go to the parking lot office.




Exchange the certificate to a 1-day pass at the parking lot office.

Enjoy Nijo-jo Castle



Pay 200 yen with the adjustment machine.

Go to the parking lot office.



Show your 1-day pass and get a service ticket.

Enjoy Nijo-jo Castle



Insert the service ticket to the adjustment machine.

### At the other parking

- ◆To use 1-day pass : Show the 1-day pass to the staff before entering the parking area.
- ◆To buy 1-day pass : Ask the staff.